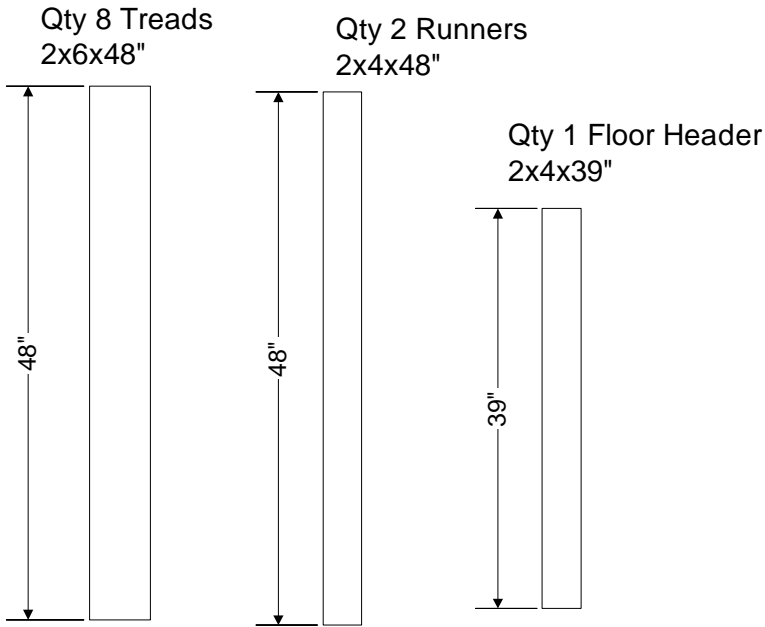


# 48"x48" Ramp

[Click to return to Workshop2000.com](http://Workshop2000.com)

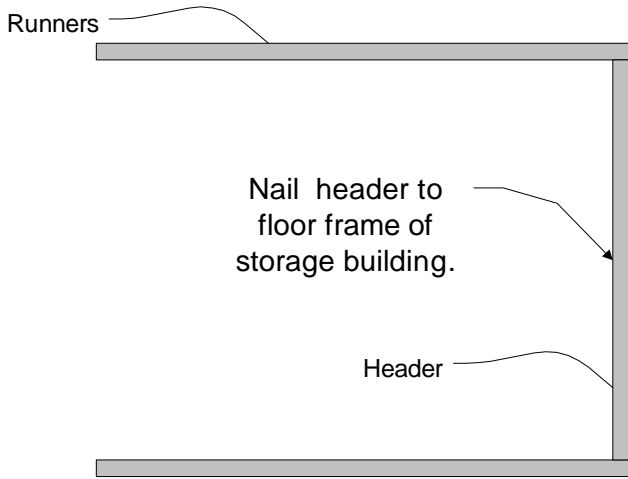


## Material List


- Qty 4 2x6x8' pressure treated
- Qty 1 2x4x12' pressure treated
- qty A/R Galvanized or plated nails

**Top View looking down on ramp**

Step 1 - Cut angles on runners. (See side view below). Nail runners to floor header.



Step 2 - Nail treads to ramp frame. Space boards slightly.



**Side View showing ramp connected to building.**

